

# South Peace/Peace View Elementary Schools

## School Growth Plan 2009-2010


### The School Planning Council:

Bev McAllister – Principal, South Peace School

Ann Belcham – Principal, Peace View School

Judy Clavier – Liaison Trustee

2009-2010  
Peace View and South Peace  
Growth School Plan



**Joint School Planning Team**

**Ann Belcham** – Principal Peace View

**Bev McAllister** – Principal South Peace

Peace View and South Peace are located on Hutterite Colonies. Students live on the colonies and walk to their respective schools. Both schools enroll students from kindergarten age to their 15<sup>th</sup> birthday. All students are categorized as ESL; Low German is their first language and English and High German are their second languages. The students attend German school daily and the German school teacher is the liaison between the colony and the public school. The public schools respect and are sensitive to the beliefs and practices of the Hutterite Brethren.

**School Vision** – A community to develop mind, body, and character.

**School Mission** – To develop the skills, knowledge, healthy lifestyles, and character attributes needed to succeed in colony life.

**THE GOAL**

**What do we want to accomplish?**

To improve the performance of our all colony students.

**Objective 1: To increase the number of students who minimally meet and fully meet the BCPS for Reading and Writing.**

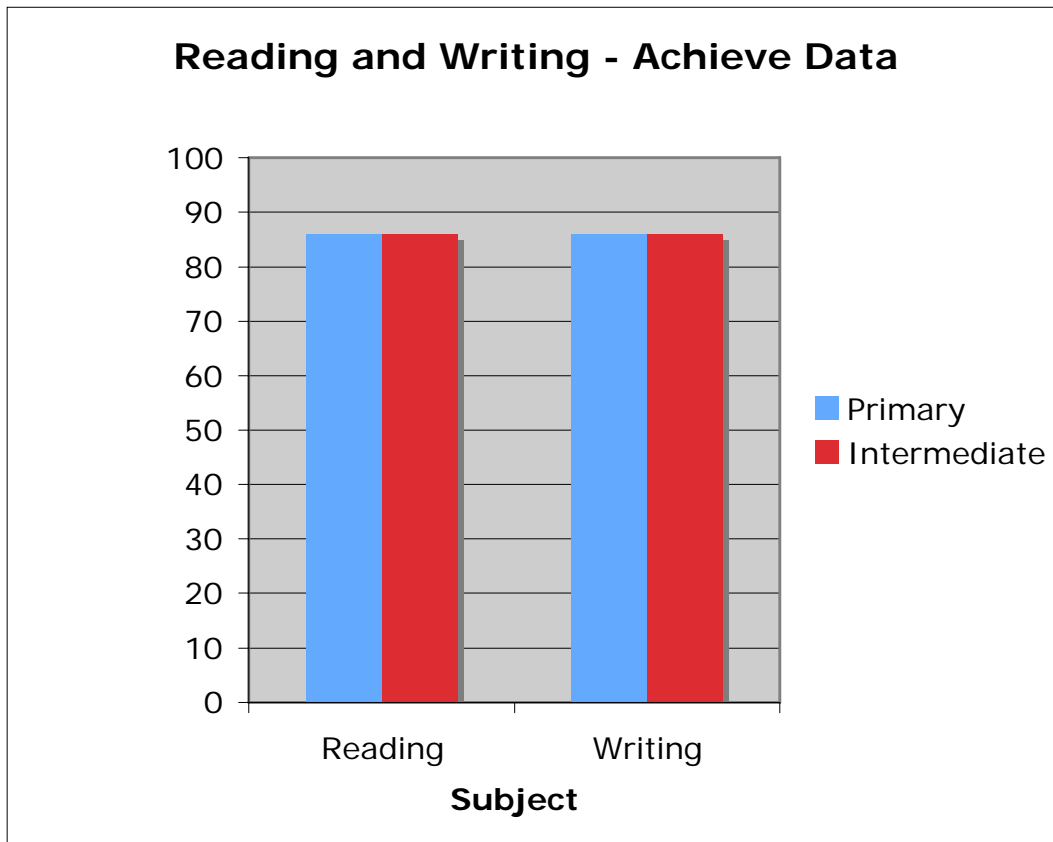
**Objective 2: To increase the number of students who minimally meet and fully meet the BCPS for Numeracy.**

**Objective 3: To increase the number of students who minimally meet and fully meet the BCPS for Social Responsibility**

# OBJECTIVE 1: READING AND WRITING

## WHAT OUR STUDENT DATA TOLD US

SOURCE OF DATA: BCPS FOR READING AND WRITING 2008-2009



Each graph represents the percentage of students who are meeting or exceeding expectations in Reading and Writing using BC Performance Standards. This is data that has been gathered and combined from both schools.

2009 School Wide Write

Primary – 86% meeting

Intermediate – 100% meeting

DRA 2009

Primary – 86%

Intermediate – 86%

2009 – FSA

Reading – Grade 4 100% meeting

Grade 7 50% meeting

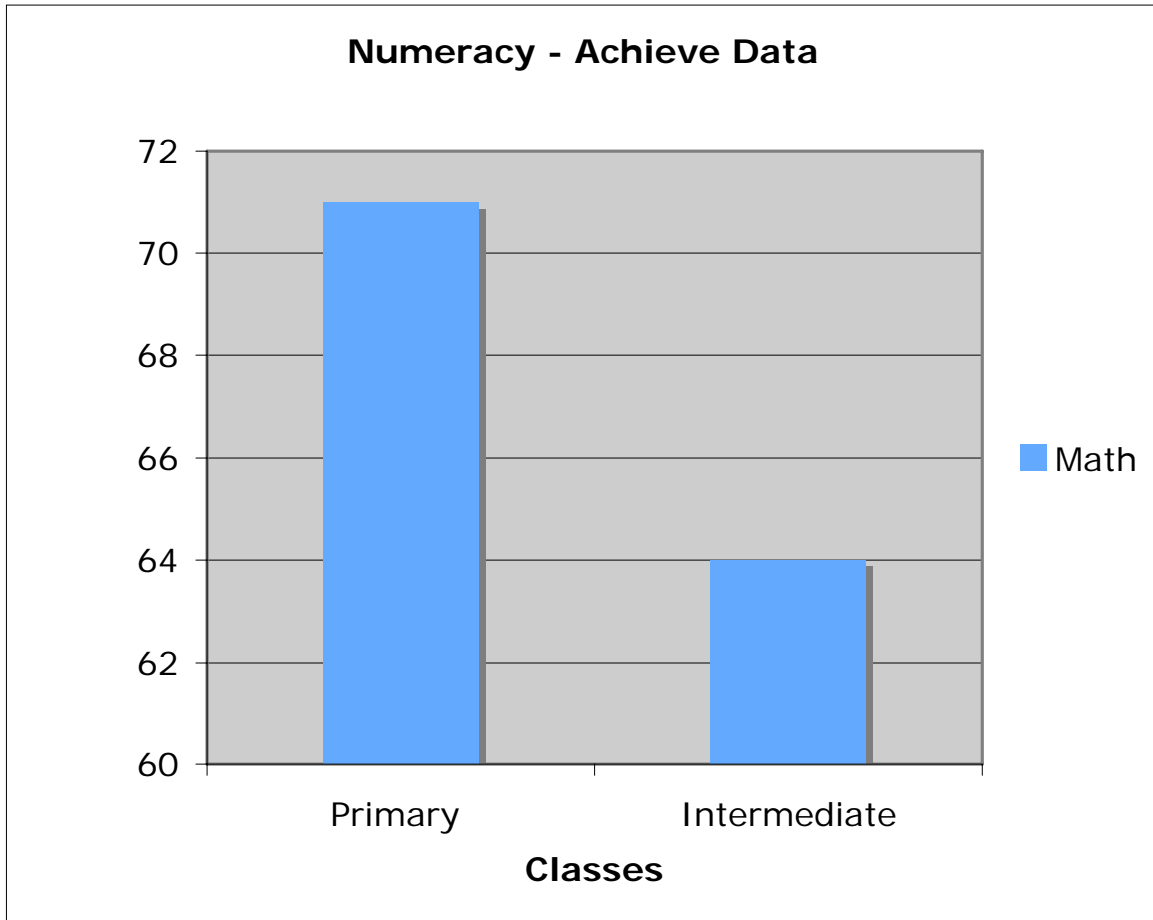
Writing – Grade 4 100% meeting

Grade 7 50% meeting

## OBJECTIVE 2: NUMERACY

### WHAT OUR STUDENT DATA TOLD US

SOURCE OF DATA: BCPS FOR NUMERACY 2008-09



Each graph represents the percentage of students who are meeting or exceeding expectations in Numeracy using BC Performance Standards. This is data that has been gathered and combined from both schools.

2009 – FSA

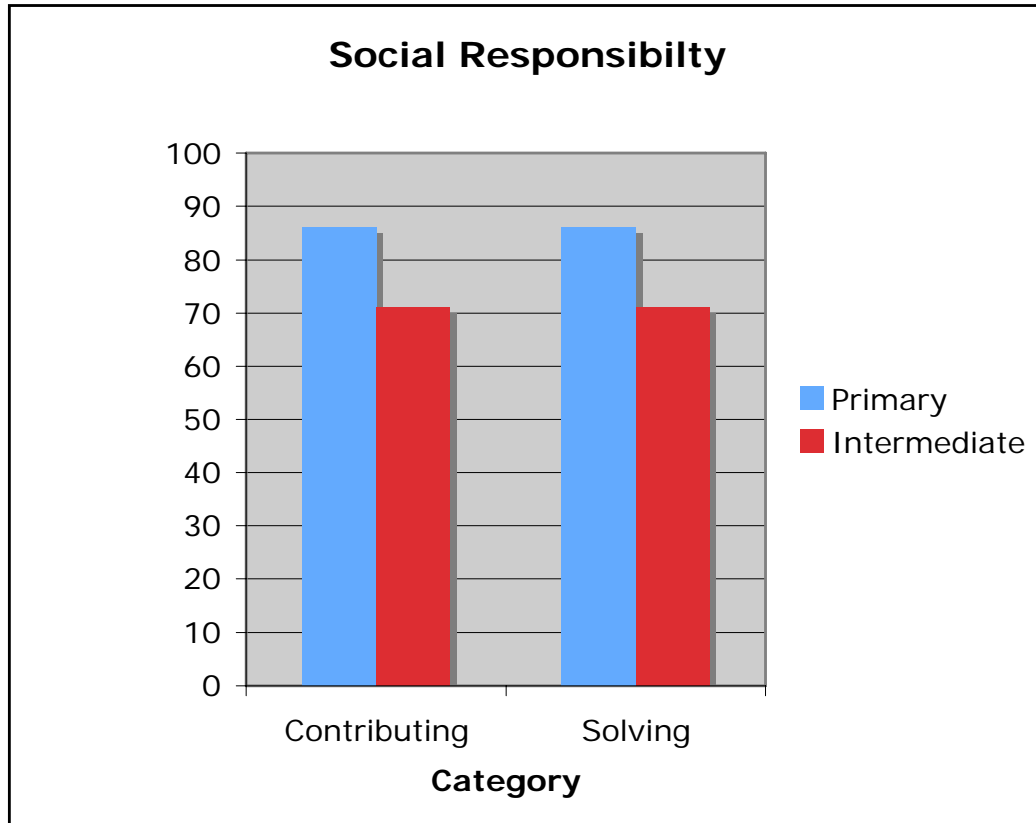
Numeracy – Grade 4    50% meeting

Grade 7    0% meeting

## **OBJECTIVE 3: SOCIAL RESPONSIBILITY**

### WHAT OUR STUDENT DATA TOLD US

SOURCE OF DATA: BCPS FOR SOCIAL RESPONSIBILITY 2008-09



Each graph represents the percentage of students who are meeting or exceeding expectations in Problem Solving and Contributing using BC Performance Standards. This is data that has been gathered and combined from both schools.

#### **INTERVENTION PLANNED**

- To have Career and Personal Planning taught by the classroom teacher throughout the week rather than once a week by the Admin. Release teacher.

## **STRATEGIES**

- Focus on the Assessment for Learning (AFL) Strategies of:
  - Posting of learning intentions
  - Establishment of clear and/or co-created criteria for tasks and assignments
  - Provision of descriptive feedback on those criteria
- Graphic Organizers and Mind Maps
- Application of regular “Checking for Understanding” strategies
- Teaching the seven essential virtues to build moral intelligence per Michelle Borba.