

# **SOFI**

# **2019**

**School District  
Statement of Financial Information (SOFI)**

**School District No. 59 (PEACE RIVER SOUTH)**

**Fiscal Year Ended June 30,2019**

**TABLE OF CONTENTS**

Documents are arranged in the following order:

1. Approval of Statement of Financial Information
2. Financial Information Act Submission Checklist
3. Management Report
4. Audited Financial Statements
5. Schedule of Debt
6. Schedule of Guarantee and Indemnity Agreements
7. Schedule of Remuneration and Expenses including:
  - Statement of Severance Agreements
  - Reconciliation or explanation of differences to Audited Financial Statements
8. Schedule of Payments for the Provision of Goods and Services including:
  - Reconciliation or explanation of differences to Audited Financial Statements



Ministry  
of Education




## SCHOOL DISTRICT STATEMENT OF FINANCIAL INFORMATION (SOFI)

6049

|   |   |   |
|---|---|---|
| SCHOOL DISTRICT NUMBER<br><b>59</b>                                 | NAME OF SCHOOL DISTRICT<br><b>PEACE RIVER SOUTH</b> | YEAR<br><b>2019</b>                     |
| OFFICE LOCATION(S)<br><b>11600 - 7TH STREET, DAWSON CREEK, B.C.</b> | TELEPHONE NUMBER<br><b>250-782-8571</b>             |   |
| MAILING ADDRESS<br><b>11600 - 7TH STREET</b>                        |   |   |
| CITY<br><b>DAWSON CREEK</b>   | PROVINCE<br><b>BC</b>                               | POSTAL CODE<br><b>V1G 4R8</b>           |
| NAME OF SUPERINTENDENT<br><b>CANDACE CLOUTHIER</b>                  |   | TELEPHONE NUMBER<br><b>250-782-8571</b> |
| NAME OF SECRETARY TREASURER<br><b>MELISSA PANOULIAS</b>             |   | TELEPHONE NUMBER<br><b>250-782-8571</b> |
| <b>DECLARATION AND SIGNATURES</b>                                   |   |   |

We, the undersigned, certify that the attached is a correct and true copy of the Statement of Financial Information for the year ended  
**June 30, 2019**

for School District No. **59** as required under Section 2 of the Financial Information Act.

|   |                                  |
|---|----------------------------------|
| SIGNATURE OF CHAIRPERSON OF THE BOARD OF EDUCATION<br> | DATE SIGNED<br><b>2019-10-24</b> |
| SIGNATURE OF SUPERINTENDENT<br>                        | DATE SIGNED<br><b>2019-10-24</b> |
| SIGNATURE OF SECRETARY TREASURER<br>                   | DATE SIGNED<br><b>2019-10-24</b> |

## Statement of Financial Information for Year Ended June 30,2019

### Financial Information Act-Submission Checklist

|   | <i>Due Date</i>     |
|---|---------------------|
| a) <input type="checkbox"/> A statement of assets and liabilities (audited financial statements).   | <i>September 30</i> |
| b) <input type="checkbox"/> An operational statement including, i) a Statement of Income and ii) a Statement of Changes in Financial Position, or, if omitted, an explanation in the Notes to Financial Statements (audited financial statements)   | <i>September 30</i> |
| c) <input type="checkbox"/> A schedule of debts (audited financial statements).   | <i>September 30</i> |
| d) <input type="checkbox"/> A schedule of guarantee and indemnity agreements including the names of the entities involved and the amount of money involved. (Note: Nil schedules can be submitted December 31).   | <i>September 30</i> |
| e) A schedule of remuneration and expenses, including:  | <i>December 31</i>  |
| <input type="checkbox"/> i) an alphabetical list of employees earning over \$75,000, the total amount of expenses paid to or on behalf of each employee for the year reported and a consolidated total for employees earning under \$75,000. If the total wages and expenses differs from the audited financial statements, an explanation is required. |                     |
| <input type="checkbox"/> ii) a list by name and position of Board Members with the amount of any salary and expenses paid to or on behalf of the member   |                     |
| <input type="checkbox"/> iii) the number of severance agreements started during the fiscal year and the range of months' pay covered by the agreement, in respect of excluded employees. If there are no agreements to report, an explanation is required   |                     |
| f) <input type="checkbox"/> An alphabetical list of suppliers receiving over \$25,000 and a consolidated total for those suppliers receiving less than \$25,000. If the total differs from the Audited Financial Statements, an explanation is required.  | <i>December 31</i>  |
| g) <input type="checkbox"/> Approval of Statement of Financial Information.   | <i>December 31</i>  |
| h) <input type="checkbox"/> A management report approved by the Chief Financial Officer   | <i>December 31</i>  |

**SCHOOL DISTRICT 59 (PEACE RIVER SOUTH)**

**School District  
Statement of Financial Information (SOFI)**

**School District No. 59 (PEACE RIVER SOUTH)**

**Fiscal Year Ended June 30, 2019**

**MANAGEMENT REPORT**

The Financial Statements contained in this Statement of Financial Information under the *Financial Information Act* have been prepared by management in accordance with Canadian generally accepted accounting principles and the integrity and objectivity of these statements are management's responsibility.

Management is also responsible for all other schedules of financial information and for ensuring this information is consistent, where appropriate, with the information contained in the financial statements and for implementing and maintaining a system of internal controls to provide reasonable assurance that reliable financial information is produced.

The Board of Education is responsible for ensuring that management fulfils its responsibilities for financial reporting and internal control and for approving the financial information included in the Statement of Financial Information.


The external auditors, **Sander Rose Bone Grindle LLP**, conduct an independent examination, in accordance with generally accepted auditing standards, and express their opinion on the financial statements as required by the *School Act*. Their examination does not relate to the other schedules of financial information required by the *Financial Information Act*. Their examination includes a review and evaluation of the board's system of internal control and appropriate tests and procedures to provide reasonable assurance that the financial statements are presented fairly.

On behalf of School District 59 (Peace River South)



Candace Clouthier, Superintendent

Date: OCT. 24, 2019



Melissa Panoulis, Secretary Treasurer

Date: OCT. 24, 2019

Prepared as required by *Financial Information Regulation*, Schedule 1, section 9

**School District  
Statement of Financial Information (SOFI)  
School District No. 59(PEACE RIVER SOUTH)  
Fiscal Year Ended June 30, 2019**

**SCHEDULE OF DEBT**

Information on all long term debt is included in the School District Audited Financial Statements.

Prepared as required by *Financial Information Regulation*, Schedule 1, section 4

**School District  
Statement of Financial Information (SOFI)**

**School District No. 59 (PEACE RIVER SOUTH)**

**Fiscal Year Ended June 30, 2019**

**SCHEDULE OF GUARANTEE AND INDEMNITY AGREEMENTS**

**School District No.59 (PEACE RIVER SOUTH)** has not given any guarantee or indemnity under the Guarantees and Indemnities Regulation.

Prepared as required by *Financial Information Regulation*, Schedule 1, section 5

**School District  
Statement of Financial Information (SOFI)**

**School District No. 59 (PEACE RIVER SOUTH)**

**Fiscal Year Ended June 30, 2019**

**SCHEDULE OF REMUNERATION AND EXPENSES**

|  | <b>Total<br/>Remuneration</b> | <b>Total<br/>Expenses</b> |
|--|-------------------------------|---------------------------|
| <b><u>Elected Officials</u></b>  |                               |                           |
| A  | \$ 103,890.88                 | \$ 30,245.93              |
| B  |                               |                           |
| Z  |                               |                           |
| <b>Total Elected Officials</b>   | <b>\$ 103,890.88</b>          | <b>\$ 30,245.93</b>       |
| <b><u>Detailed Employees Exceeding \$75,000</u></b>                                |                               |                           |
| A  | \$15,963,267.07               | \$ 302,534.13             |
| B  |                               |                           |
| Z  |                               |                           |
| <b>Total Detailed Employees Exceeding<br/>\$75,000</b>                             | <b>15,963,267.07</b>          | <b>302,534.13</b>         |
| <b>Total Employees Equal to or Less Than<br/>\$75,000</b>                          | <b>16,779,961.59</b>          | <b>173,253.96</b>         |
| <b>Consolidated Total</b>  | <b>\$32,743,228.66</b>        | <b>\$ 475,788.09</b>      |
| <b>Total Employer Premium for Canada Pension Plan<br/>and Employment Insurance</b> |                               | <b>\$1,700,796.55</b>     |

Prepared as required by Financial Information Regulation, Schedule 1, section 6



**School District  
Statement of Financial Information (SOFI)**

**School District No. 59 (PEACE RIVER SOUTH)  
Fiscal Year Ended June 30, 2019**

**STATEMENT OF SEVERANCE AGREEMENTS**

There were no severance agreements made between **School District No.59  
(Peace River South)** and its non-unionized employees during fiscal year 2019.

Prepared as required by *Financial Information Regulation*, Schedule 1, subsection 6(7)

**School District**  
**Statement of Financial Information (SOFI)**  
**School District No 59 (PEACE RIVER SOUTH)**  
**Fiscal Year Ended June 30, 2019**

**SCHEDULE OF PAYMENTS MADE FOR THE PROVISION OF GOODS AND SERVICES**

| <b>Name of Individual, Firm or Corporation</b>               | <b>Total Amount Paid<br/>During Fiscal Year</b> |
|--|---|
| A  | \$ 26,984,452.53                                |
| B  |   |
| Z  |   |
|  | <hr/>   |
| <b>Total (Suppliers with payments exceeding \$25,000)</b>    | 26,984,452.53                                   |
|  | <hr/>   |
| <b>Total (Suppliers where payments are \$25,000 or less)</b> | 1,777,891.96                                    |
|  | <hr/>   |
| <b>Consolidated Total</b>                                    | <b>\$ 28,762,344.49</b>                         |

Prepared as required by Financial Information Regulation, Schedule 1, section 7

**SCHOOL DISTRICT #59 - PEACE RIVER SOUTH**  
**STATEMENT OF FINANCIAL INFORMATION**

**A. LIST OF SUPPLIERS WHERE PAYMENTS  
EXCEED \$25,000.00**

| <b>SUPPLIER NAME</b>           | <b>EXPENDITURE</b> |
|--------------------------------|--------------------|
| APPLE CANADA INC. C3120        | \$ 290,933.02      |
| ARI FINANCIAL SERVICES         | \$ 95,093.00       |
| B C HYDRO                      | \$ 494,333.06      |
| B C PRINCIPALS' AND VICE       | \$ 32,722.42       |
| B C SCHOOL TRUSTEES'           | \$ 36,868.90       |
| B C T F SALARY INDEMNITY       | \$ 272,982.12      |
| B C TEACHERS' FEDERATION       | \$ 315,603.54      |
| BC FIRE SAFE PROTECTION        | \$ 52,021.16       |
| BLUEWAVE ENERGY                | \$ 48,487.24       |
| BRAMALEA ELEVATOR LTD          | \$ 57,697.50       |
| BREATHE EASY DUCT CLEANING LTD | \$ 35,778.75       |
| BRITCO BOXX LP                 | \$ 90,840.17       |
| BUNZL CLEANING & HYGIENE       | \$ 111,662.80      |
| CAMERON, DENNIS                | \$ 25,506.45       |
| CHETWYND REDI-MIX              | \$ 36,162.18       |
| CITY OF DAWSON CREEK           | \$ 99,708.76       |
| CLIMATE ACTION SECRETARIAT     | \$ 71,662.50       |
| CUPE LOCAL 4992                | \$ 30,026.64       |
| CUSTOM COMMUNICATIONS &        | \$ 32,770.58       |
| D F TECHNICAL & CONSULTING SER | \$ 35,344.37       |
| DAWSON CO-OPERATIVE UNION      | \$ 587,521.63      |
| DAWSON CREEK CO-OP             | \$ 45,954.43       |
| DCSS-SOUTH PEACE CAMPUS TRUST  | \$ 53,899.38       |
| DIG IT BOBCAT SERVICE          | \$ 26,302.50       |
| E B HORSMAN & SON              | \$ 86,872.94       |
| EMCO CORPORATION               | \$ 65,495.44       |
| FALCON ENGINEERING LTD.        | \$ 273,543.87      |
| FORTISBC - NATURAL GAS         | \$ 67,788.32       |
| FOURNIER, BEV                  | \$ 68,919.95       |
| GAMEDAY SPORT SERVICES INC.    | \$ 97,985.59       |
| GATEKEEPER SYSTEMS INC         | \$ 78,491.22       |
| GEAR O RAMA SUPPLY LTD.        | \$ 25,732.03       |
| GENERAL SECRETARY              | \$ 78,044.86       |
| GEOTILITY GEOTHERMAL INSTALLAT | \$ 747,836.42      |
| GERDA'S JANITORIAL             | \$ 54,022.50       |
| GRAND & TOY                    | \$ 97,908.83       |
| GREAT - WEST LIFE ASSURANCE CO | \$ 130,018.86      |
| HI-TECH BUSINESS SYSTEMS LTD.  | \$ 36,296.14       |
| HUMPHRIES, DEBORAH             | \$ 30,125.00       |

**SCHOOL DISTRICT #59 - PEACE RIVER SOUTH**  
**STATEMENT OF FINANCIAL INFORMATION**

**A. LIST OF SUPPLIERS WHERE PAYMENTS  
EXCEED \$25,000.00**

| <b>SUPPLIER NAME</b>           | <b>EXPENDITURE</b> |
|--------------------------------|--------------------|
| IDEAL OFFICE SOLUTIONS LTD.    | \$ 31,946.74       |
| INLAND CONTROL & SERVICES INC. | \$ 247,170.00      |
| LANCASHIRE DISTRIBUTION        | \$ 45,563.05       |
| LEES, GRAHAM                   | \$ 33,031.25       |
| LISA SOUTHERN & ASSOCIATES     | \$ 25,669.63       |
| MOBERLY LAKE ELEMENTARY TRUST  | \$ 33,300.00       |
| MORNEAU SHEPELL LTD.           | \$ 37,130.42       |
| MUNICIPAL PENSION PLAN         | \$ 1,615,401.93    |
| NELSON EDUCATION LTD.          | \$ 61,270.07       |
| NORTHERN JANITORIAL SUPPLY     | \$ 33,064.99       |
| NORTHERN LIGHTS COLLEGE        | \$ 84,676.07       |
| NORTHERN METALIC SALES LTD.    | \$ 82,384.60       |
| P R S T A                      | \$ 124,789.08      |
| P R S T A PROFESSIONAL         | \$ 125,000.00      |
| PACIFIC BLUE CROSS             | \$ 841,499.46      |
| PACIFIC NORTHERN GAS (N.E.) LT | \$ 257,365.61      |
| PEACE RIVER SOUTH PRINCIPALS'  | \$ 33,606.46       |
| PEACE WAPITI SCHOOL            | \$ 301,330.94      |
| PEARSON CANADA INC.            | \$ 33,978.59       |
| PEBT IN TRUST                  | \$ 678,111.61      |
| PETERS BROS CONSTRUCTION LTD.  | \$ 166,061.84      |
| RECEIVER GENERAL OF CANADA     | \$ 8,335,373.36    |
| REVENUE SERVICES OF BC         | \$ 328,725.00      |
| RICOH CANADA INC.              | \$ 30,465.02       |
| SCHOOLHOUSE PRODUCTS INC.      | \$ 40,385.90       |
| SPECTRUM GLASS INC.            | \$ 33,299.08       |
| SPORTFACTOR INC.               | \$ 31,868.86       |
| STANDARD BUS CONTRACTING       | \$ 761,207.95      |
| STEP UP 'N' RIDE SOCIETY       | \$ 54,915.00       |
| SWING TIME DISTRIBUTORS        | \$ 160,295.10      |
| TD US VISA                     | \$ 576,121.09      |
| TEACHER PENSION PLAN           | \$ 4,731,619.30    |
| TEAMSTERS LOCAL UNION NO. 31   | \$ 52,129.00       |
| TELUS                          | \$ 29,318.47       |
| TELUS                          | \$ 49,655.85       |
| TIGER OFFICE PLUS              | \$ 52,354.27       |
| TOP FLOORS & DESIGN            | \$ 52,920.66       |
| TORGERSON, EVANGELINE JENNY    | \$ 54,750.00       |
| TRAINOR MECHANICAL             | \$ 635,152.05      |

**SCHOOL DISTRICT #59 - PEACE RIVER SOUTH  
STATEMENT OF FINANCIAL INFORMATION**

**A. LIST OF SUPPLIERS WHERE PAYMENTS  
EXCEED \$25,000.00**

| <b>SUPPLIER NAME</b>   | <b>EXPENDITURE</b>      |
|--|-------------------------|
| W L CONSTRUCTION   | \$ 202,525.35           |
| W8 TRANSPORT LTD.  | \$ 37,485.00            |
| WASTE MANAGEMENT OF CANADA                                       | \$ 189,947.28           |
| WESTERN CANADA IC BUS INC  | \$ 138,567.84           |
| WINDSOR PLYWOOD  | \$ 25,326.45            |
| WORKSAFE BC  | \$ 189,219.61           |
| WRIGHT'S   | \$ 46,802.97            |
| ZWICK'S PLUMBING & HEATING                                       | \$ 332,704.66           |
| <b>TOTAL FOR SUPPLIERS WHERE PAYMENTS<br/>EXCEED \$25,000.00</b> | <b>\$ 26,984,452.53</b> |

**B. SUPPLIERS PAID \$25,000.00 OR LESS**

**Total amount paid to suppliers where the amount  
paid to each supplier was \$25,000.00 or less** **\$ 1,777,891.96**

**SCHOOL DISTRICT #59 - PEACE RIVER SOUTH  
STATEMENT OF FINANCIAL INFORMATION**

**A. LIST OF ELECTED OFFICIALS**

| <b>NAME</b>                        | <b>POSITION</b> | <b>REMUNERATION</b>  | <b>EXPENSES</b>     |
|------------------------------------|-----------------|----------------------|---------------------|
| ANDERSON, CHAD                     | TRUSTEES        | \$ 10,641.00         | \$ 1,234.31         |
| BORTON, REBECCA                    | TRUSTEES        | \$ 10,641.00         | \$ 2,024.16         |
| EZEARD, WAYNE                      | TRUSTEES        | \$ 5,491.88          | \$ -                |
| GULICK, ROXANNE                    | TRUSTEES        | \$ 10,641.00         | \$ 9,906.08         |
| HILLTON, CRYSTAL                   | TRUSTEES        | \$ 16,743.96         | \$ 3,677.94         |
| JONES, TRAVIS R                    | TRUSTEES        | \$ 10,641.00         | \$ 3,792.27         |
| LALONDE, JENNIFER                  | TRUSTEES        | \$ 10,641.00         | \$ 3,816.53         |
| POWELL, RICHARD                    | TRUSTEES        | \$ 5,436.33          | \$ -                |
| SMITH, ANDREA                      | TRUSTEES        | \$ 5,269.67          | \$ -                |
| ZIEMER, TAMARA A.                  | TRUSTEES        | \$ 17,744.04         | \$ 5,794.64         |
| <b>TOTAL FOR ELECTED OFFICIALS</b> |                 | <b>\$ 103,890.88</b> | <b>\$ 30,245.93</b> |

**SCHOOL DISTRICT #59 - PEACE RIVER SOUTH**  
**STATEMENT OF FINANCIAL INFORMATION**

**A. LIST OF EMPLOYEES WHOSE REMUNERATION  
EXCEEDS \$75000.00**

| NAME                    | REMUNERATION  | EXPENSES     |
|-------------------------|---------------|--------------|
| ABBOTT, MARGARET        | \$ 81,855.28  | \$ -         |
| BASSENDOWSKI, DIANNE M  | \$ 86,692.02  | \$ 6,481.99  |
| BELSKI, DONALD P        | \$ 76,926.40  | \$ 377.76    |
| BERTRAND, CRISTAL M     | \$ 76,663.34  | \$ 9,993.28  |
| BETHUNE, JOSIANE        | \$ 92,797.41  | \$ -         |
| BOOKER, BRAD            | \$ 114,945.12 | \$ 3,408.05  |
| BOUGEROLLE, JODY D      | \$ 87,223.99  | \$ 534.19    |
| BOWIE, SHERYL D         | \$ 89,658.70  | \$ -         |
| BROKENSHIRE, LINDA A    | \$ 86,195.35  | \$ 1,999.19  |
| BROWN, CAROLINE K.L.    | \$ 84,999.85  | \$ -         |
| BUTLER, AMANDA          | \$ 92,708.84  | \$ 112.32    |
| CHISHOLM, PAUL E        | \$ 127,501.51 | \$ 10,335.86 |
| CHMELYK, DANNY          | \$ 84,297.18  | \$ -         |
| CHMELYK, DONNA M        | \$ 77,447.73  | \$ -         |
| CHRISTENSON, FLORA A    | \$ 92,469.61  | \$ 2,959.13  |
| CLARK, KARINE           | \$ 85,501.72  | \$ 150.00    |
| CLOUTHIER, CANDACE L.   | \$ 161,442.80 | \$ 21,650.58 |
| CONNELLY, ANGELA L      | \$ 87,175.76  | \$ 5,324.74  |
| COOK, HARMINA           | \$ 87,822.91  | \$ 99.09     |
| CORCORAN, JEFFREY E     | \$ 91,841.75  | \$ 922.20    |
| CORK, CHRISTINE M       | \$ 77,047.15  | \$ 327.77    |
| CUNNINGHAM, HOLLY M     | \$ 98,377.80  | \$ -         |
| DAMAS, JEAN-LUC         | \$ 93,190.90  | \$ -         |
| DANIEL, BRENT           | \$ 89,608.54  | \$ -         |
| DAYRINGER, CINDY A      | \$ 96,973.15  | \$ 6,864.50  |
| DEAN-BROUGHTON, SHERI   | \$ 89,182.49  | \$ 690.10    |
| DEELEY, MARK            | \$ 92,919.54  | \$ 853.11    |
| DELAWSKY, SHANNON K.    | \$ 92,708.84  | \$ -         |
| DEMEULEMEESTER, SHANNON | \$ 78,488.40  | \$ 1,584.16  |
| DIXIE, SUSAN M          | \$ 96,471.68  | \$ 2,010.14  |
| DUECK, JOANNE R         | \$ 113,890.20 | \$ 467.51    |
| DUNCAN, ANNELI          | \$ 113,890.17 | \$ 2,093.44  |
| DUTKA, DANYELL          | \$ 116,648.42 | \$ 1,548.57  |
| EAGLES, JONATHAN E      | \$ 85,848.70  | \$ 1,397.49  |
| EAGLES, JUDY C          | \$ 115,171.33 | \$ 3,681.68  |
| EDWARDS, KAREN L        | \$ 94,342.89  | \$ 3,002.36  |
| ELLIOTT, RENEE          | \$ 114,328.16 | \$ 2,227.65  |
| ETHIER, ANTONIETA       | \$ 86,427.84  | \$ -         |
| EVANS, PETER GLENN      | \$ 98,449.39  | \$ 11,778.50 |

**SCHOOL DISTRICT #59 - PEACE RIVER SOUTH**  
**STATEMENT OF FINANCIAL INFORMATION**

**A. LIST OF EMPLOYEES WHOSE REMUNERATION  
EXCEEDS \$75000.00**

| NAME                    | REMUNERATION  | EXPENSES     |
|-------------------------|---------------|--------------|
| FAULKNER, BRITTANY S    | \$ 119,079.35 | \$ 6,379.47  |
| FENNELL, CHRISTY L      | \$ 143,563.25 | \$ 17,015.08 |
| FERGUSON, DANIEL R      | \$ 88,424.73  | \$ 1,939.83  |
| FERGUSON, KIMBERLY E    | \$ 120,608.79 | \$ 3,193.91  |
| FIEBER, DONNA M         | \$ 86,667.40  | \$ -         |
| FITZPATRICK, ADELAIDE E | \$ 78,248.95  | \$ -         |
| FLEWELLING, MERRILL     | \$ 91,102.26  | \$ 1,033.34  |
| FODOR, BENO             | \$ 92,456.32  | \$ -         |
| FOX, JENNIFER A         | \$ 92,708.80  | \$ 1,619.61  |
| FRASER, KAREN           | \$ 92,708.83  | \$ -         |
| FREDERICKSON, KAREN L   | \$ 94,391.83  | \$ 1,298.28  |
| GOWDA, SONJA H          | \$ 93,576.07  | \$ 658.58    |
| GRAFF, KATHRINE A       | \$ 93,540.24  | \$ 695.97    |
| GRAHAM, SHANON          | \$ 87,696.98  | \$ 116.09    |
| GREEK, RICHELLE M       | \$ 96,286.86  | \$ 4,714.32  |
| GRUNTMAN, STACIE T.K.   | \$ 91,584.81  | \$ 5,021.73  |
| HARMAN, PAMELA          | \$ 86,616.58  | \$ -         |
| HARPER, AARON M         | \$ 92,723.63  | \$ -         |
| HARPMAN, KELSEY M       | \$ 77,785.69  | \$ 442.76    |
| HARRIS, LAURA J         | \$ 88,048.04  | \$ -         |
| HAUGEN, MEGHAN          | \$ 76,752.76  | \$ -         |
| HEILY, SANDRA           | \$ 91,768.80  | \$ 2,082.32  |
| HEINEMANN, JANIS        | \$ 80,304.20  | \$ -         |
| HENRY, SHARELYN R       | \$ 108,439.18 | \$ 1,887.29  |
| HENRY, SHAUN            | \$ 113,716.04 | \$ 3,041.89  |
| HERVE, WILFRED J        | \$ 87,175.75  | \$ -         |
| HIEBERT, JENNIFER L     | \$ 84,993.17  | \$ 187.49    |
| HODGINS, DONNA          | \$ 93,179.46  | \$ 5,933.00  |
| HOLLAND, CATHY          | \$ 93,182.60  | \$ 8,391.19  |
| HUNTER, SHARILYN        | \$ 85,145.93  | \$ 3,627.49  |
| JAEGER, NICOLE          | \$ 77,400.45  | \$ -         |
| JAMES, KIRK D           | \$ 82,904.85  | \$ 150.00    |
| JENSEN, HEATHER A       | \$ 85,152.04  | \$ -         |
| KAULBACH, CHANDRA C     | \$ 90,509.41  | \$ -         |
| KEIZER, NATALIE         | \$ 78,177.00  | \$ -         |
| KELLY-BRATT, JOY        | \$ 92,708.78  | \$ 786.59    |
| KENNEDY, JENNIFER       | \$ 86,678.52  | \$ 49.48     |
| KLEIN, JACQUELYN        | \$ 90,232.43  | \$ -         |
| KNUTSEN, LINDA          | \$ 87,456.32  | \$ 58.54     |



**SCHOOL DISTRICT #59 - PEACE RIVER SOUTH**  
**STATEMENT OF FINANCIAL INFORMATION**

**A. LIST OF EMPLOYEES WHOSE REMUNERATION  
EXCEEDS \$75000.00**

| NAME                  | REMUNERATION  | EXPENSES    |
|-----------------------|---------------|-------------|
| KOTYLAK, DIXIE        | \$ 90,321.10  | \$ 133.63   |
| KROSSA, LEXI          | \$ 77,002.52  | \$ 43.82    |
| KURJATA, JOSHUA D     | \$ 116,173.83 | \$ 7,121.30 |
| LAFOREST, MYRIAM      | \$ 77,844.03  | \$ 1,590.87 |
| LAJEUNESSE, PHILIP    | \$ 77,482.37  | \$ 640.00   |
| LAUZE, MARIA M        | \$ 85,859.62  | \$ 559.65   |
| LEKSTROM, JEFFREY     | \$ 89,478.57  | \$ 223.44   |
| LEROUX, CATHARINE A   | \$ 93,964.83  | \$ -        |
| LEUZE, BARBARA E      | \$ 77,128.72  | \$ -        |
| LINDGREN, MATTHEW     | \$ 86,973.66  | \$ 1,304.32 |
| LINDSTROM, DIANA R.   | \$ 123,685.44 | \$ 777.54   |
| LIVELY, CATHERINE A   | \$ 86,388.68  | \$ 1,696.32 |
| LOFVENDAHL, MARK      | \$ 87,175.78  | \$ 2,134.87 |
| LONCAN, TANYA M       | \$ 86,278.60  | \$ 265.04   |
| LONGLEY, DEBORAH E.   | \$ 82,083.61  | \$ -        |
| LOVELL, SUSAN M.      | \$ 86,271.24  | \$ 2,681.02 |
| LOWE, DIANNE M        | \$ 86,278.50  | \$ 1,650.31 |
| MACKINNON-SCOTT, CJ   | \$ 92,708.74  | \$ -        |
| MACLELLAN, D. NAIRENA | \$ 75,860.96  | \$ 240.00   |
| MAJOR, SAMANTHA       | \$ 76,567.27  | \$ 2,594.27 |
| MARSHALL, CLINT       | \$ 85,247.75  | \$ 150.00   |
| MASON, CHRISTOPHER B. | \$ 123,685.43 | \$ 944.79   |
| MASON, LAURI I.       | \$ 118,869.46 | \$ 2,044.52 |
| MAWHINNEY, ESTHER J.  | \$ 94,265.84  | \$ -        |
| MCDONALD, NEIL J      | \$ 87,175.77  | \$ 864.02   |
| MCGUIRE, RYAN J       | \$ 109,440.16 | \$ 3,958.68 |
| MCINTYRE, KELLY A     | \$ 93,937.45  | \$ 464.08   |
| MCINTYRE, WANDA       | \$ 113,097.50 | \$ 197.64   |
| MCKECHNIE, JAMES      | \$ 90,116.75  | \$ 1,155.64 |
| MCKEEN, DAVID         | \$ 78,609.03  | \$ 547.24   |
| MCKEEN, DIANE         | \$ 87,217.92  | \$ 611.70   |
| MCKINLEY, MARGOT R    | \$ 120,642.46 | \$ 8,624.09 |
| MCKINNEY, KELLY L.    | \$ 92,708.73  | \$ -        |
| MCLEAN, COLIN         | \$ 81,940.33  | \$ 180.80   |
| MOELLER, MARK H.      | \$ 93,230.82  | \$ 681.82   |
| MUNCH, CHRISTI M      | \$ 103,901.29 | \$ 2,362.38 |
| NEWMAN, DAUN          | \$ 113,608.52 | \$ 3,416.10 |
| NOH, HAEOUNG H        | \$ 86,278.51  | \$ 1,005.60 |
| NOONAN, EMMA          | \$ 75,755.72  | \$ -        |

**SCHOOL DISTRICT #59 - PEACE RIVER SOUTH**  
**STATEMENT OF FINANCIAL INFORMATION**

**A. LIST OF EMPLOYEES WHOSE REMUNERATION  
EXCEEDS \$75000.00**

| NAME                  | REMUNERATION  | EXPENSES     |
|-----------------------|---------------|--------------|
| NORBURY, LINDSEY      | \$ 86,444.23  | \$ 582.06    |
| O'CONNELL, GENEVA L   | \$ 86,278.51  | \$ -         |
| O'DONOVAN, SANDRA L   | \$ 77,848.35  | \$ 853.14    |
| PANOULIAS, MELISSA M  | \$ 153,933.79 | \$ 6,397.44  |
| PARKER, STEPHANIE     | \$ 87,152.49  | \$ -         |
| PARKS, MELISSA D      | \$ 86,423.49  | \$ 415.41    |
| PARR, K. RANDY        | \$ 89,756.35  | \$ 536.81    |
| PAYNE, RICHARD        | \$ 93,190.90  | \$ 468.54    |
| PEARCE, WENDY E       | \$ 77,034.26  | \$ 657.20    |
| PERCY, CYNTHIA        | \$ 106,587.55 | \$ 1,872.61  |
| PETERSON, LORI J      | \$ 75,989.43  | \$ -         |
| POHL, WENDY L         | \$ 76,722.90  | \$ 1,258.42  |
| PORTMAN, SARAH I      | \$ 76,222.07  | \$ 407.56    |
| POWELL, MELINDA       | \$ 85,848.61  | \$ -         |
| POWER, GLENDA         | \$ 87,355.21  | \$ -         |
| PROULX, JAN A         | \$ 127,173.02 | \$ 10,751.43 |
| READMAN, MICHAEL      | \$ 131,029.65 | \$ 9,878.42  |
| REGNER, HEATHER       | \$ 78,007.91  | \$ -         |
| RICHER, ORYCIA E      | \$ 103,866.19 | \$ 1,073.83  |
| RIVARD, ANDREE-ANNE   | \$ 75,514.21  | \$ 1,152.88  |
| RIVARD, EMILY M       | \$ 97,291.70  | \$ 597.10    |
| ROBERTS, AMANDA S     | \$ 122,279.57 | \$ 1,873.64  |
| ROBERTS, SHAWN M      | \$ 90,083.04  | \$ 1,541.59  |
| RODRIGUE, ANDRE M     | \$ 86,278.54  | \$ -         |
| RORISON, CHARLEA K    | \$ 86,265.97  | \$ 6,678.27  |
| ROSE, KRISTY L        | \$ 87,386.22  | \$ 40.69     |
| ROSZMANN, GLENN F     | \$ 92,805.22  | \$ -         |
| RUITER, GYSBERT A     | \$ 81,543.96  | \$ 1,551.33  |
| RUITER, RACHELLE J.F. | \$ 86,689.90  | \$ -         |
| SANFORD, JAMES        | \$ 81,442.78  | \$ -         |
| SANFORD, KATIE        | \$ 80,978.52  | \$ 969.67    |
| SAPERGIA, CAROL       | \$ 86,278.54  | \$ 353.75    |
| SCHILDS, DANIEL       | \$ 76,662.43  | \$ 204.53    |
| SCHLAUWITZ, BONNY G   | \$ 78,404.78  | \$ 901.62    |
| SHERK, ANN MARIE      | \$ 85,042.57  | \$ 991.46    |
| SHERMAN, JOEL         | \$ 80,127.34  | \$ 318.17    |
| SIMLIK, WADE          | \$ 119,094.25 | \$ 866.42    |
| SIMPSON, REVA L.      | \$ 76,693.29  | \$ 30.90     |
| SMITH, KAREN R.       | \$ 98,093.59  | \$ 1,872.35  |

**SCHOOL DISTRICT #59 - PEACE RIVER SOUTH  
STATEMENT OF FINANCIAL INFORMATION**

**A. LIST OF EMPLOYEES WHOSE REMUNERATION  
EXCEEDS \$75000.00**

| <b>NAME</b>   | <b>REMUNERATION</b>     | <b>EXPENSES</b>      |
|---|-------------------------|----------------------|
| SMITH, TREVOR A   | \$ 88,640.30            | \$ 1,897.06          |
| SUTHERLAND, JENNIFER  | \$ 113,890.17           | \$ 2,431.81          |
| TARKINGTON, ANDREA  | \$ 77,064.91            | \$ 209.94            |
| THEDE, MELISSA M  | \$ 85,429.93            | \$ 258.68            |
| TISCH, LAUREN   | \$ 75,901.30            | \$ 1,229.24          |
| TOBIN, JULIE  | \$ 86,788.52            | \$ 3,347.06          |
| TOWER, ASHLEY C   | \$ 86,682.79            | \$ 249.60            |
| TROTTIER, SHAWNESE L  | \$ 123,843.31           | \$ 681.31            |
| TURNBULL, RACHEL A  | \$ 91,090.85            | \$ 6,044.64          |
| VAN TASSEL, KATHERINE A   | \$ 86,759.36            | \$ -                 |
| WAKEHAM, SUSANNE  | \$ 78,700.43            | \$ 630.82            |
| WALKER, KARI A  | \$ 86,229.99            | \$ 713.91            |
| WARNCKE, TRISHA D   | \$ 77,492.72            | \$ 2,545.97          |
| WATTS, SUZANNE E.   | \$ 86,278.51            | \$ 2,474.89          |
| WEINGART, SHARLENE T  | \$ 85,401.75            | \$ 104.85            |
| WOLF, ERIC  | \$ 80,664.89            | \$ 552.00            |
| WRIGHT, TENILLE E   | \$ 87,498.54            | \$ -                 |
| <b>TOTAL FOR EMPLOYEES<br/>WHOSE REMUNERATION EXCEEDS \$75,000.00</b> | <b>\$ 15,963,267.07</b> | <b>\$ 302,534.13</b> |

**B. REMUNERATION TO EMPLOYEES PAID \$75,000.00 OR LESS**

|  |                         |                      |
|--|-------------------------|----------------------|
| <b>Total remuneration paid to employees where the amount<br/>paid to each employee was \$75,000.00 or less</b> | <b>\$ 16,779,961.59</b> | <b>\$ 173,253.96</b> |
|--|-------------------------|----------------------|

|   |                      |                     |
|---|----------------------|---------------------|
| <b>C. REMUNERATION TO ELECTED OFFICIALS</b> | <b>\$ 103,890.88</b> | <b>\$ 30,245.93</b> |
|---|----------------------|---------------------|

**D. EMPLOYER PORTION OF E.I. AND C.P.P.**

|  |                        |
|--|------------------------|
| <b>The employer portion of Employment Insurance and<br/>Canada Pension Plan paid to the Receiver General of Canada</b> | <b>\$ 1,700,796.55</b> |
|--|------------------------|

**STATEMENT OF FINANCIAL INFORMATION**

**SCHOOL DISTRICT NO. 59 (PEACE RIVER SOUTH)**

**EXPLANATION OF DIFFERENCES TO AUDITED FINANCIAL STATEMENTS**

**FOR THE YEAR ENDED JUNE 30, 2019**

The salaries paid to employees as well as the payments disbursed to suppliers for goods and services and employee benefit premiums are disclosed on the audited financial statements as expenses, net revenues, capitalized costs or changes in accounts payable and receivable.

The differences between the audited financial statements and the combined totals of the Schedule of Remuneration and Expenses and the Schedule of Payments made for the Provision of Goods and Services are primarily as follows.

- Vendor payments include the employee portion of benefits and statutory deductions but they are not included in the Schedule of Revenue and Expenses.
- Vendor payments and remuneration do not include accruals made at year end for certain supplier costs and future employee benefits.
- Vendor payments reflect the full payment of GST, whereas the expense reflect the GST net amount.
- Vendor payments include capital costs.