

Amended Annual Budget

**School District No. 59 (Peace River South)**

June 30, 2021

# School District No. 59 (Peace River South)

June 30, 2021

## Table of Contents

Bylaw .....	1
Amended Annual Budget - Revenue and Expense - Statement 2 .....	2
Amended Annual Budget - Changes in Net Financial Assets (Debt) - Statement 4 .....	4
Amended Annual Budget - Schedule of Changes in Accumulated Surplus (Deficit) by Fund - Schedule 1 .....	5
Amended Annual Budget - Operating Revenue and Expense - Schedule 2 .....	6
Schedule 2A - Amended Annual Budget - Schedule of Operating Revenue by Source .....	7
Schedule 2B - Amended Annual Budget - Schedule of Operating Expense by Object .....	8
Schedule 2C - Amended Annual Budget - Operating Expense by Function, Program and Object .....	9
Amended Annual Budget - Special Purpose Revenue and Expense - Schedule 3 .....	11
Schedule 3A - Amended Annual Budget - Changes in Special Purpose Funds .....	12
Amended Annual Budget - Capital Revenue and Expense - Schedule 4 .....	14

\*NOTE - Statement 1, Statement 3, Statement 5 and Schedules 4A - 4D are used for Financial Statement reporting only.

## AMENDED ANNUAL BUDGET BYLAW

A Bylaw of THE BOARD OF EDUCATION OF SCHOOL DISTRICT NO. 59 (PEACE RIVER SOUTH) (called the "Board") to adopt the Amended Annual Budget of the Board for the fiscal year 2020/2021 pursuant to section 113 of the *School Act*, R.S.B.C., 1996, c. 412 as amended from time to time (called the "Act").

1. Board has complied with the provisions of the Act respecting the Amended Annual Budget adopted by this bylaw.
2. This bylaw may be cited as School District No. 59 (Peace River South) Amended Annual Budget Bylaw for fiscal year 2020/2021.
3. The attached Statement 2 showing the estimated revenue and expense for the 2020/2021 fiscal year and the total budget bylaw amount of \$57,885,139 for the 2020/2021 fiscal year was prepared in accordance with the Act.
4. Statement 2, 4 and Schedules 1 to 4 are adopted as the Amended Annual Budget of the Board for the fiscal year 2020/2021.

READ A FIRST TIME THE 17<sup>th</sup> DAY OF February, 2021;

READ A SECOND TIME THE 17<sup>th</sup> DAY OF February, 2021;

READ A THIRD TIME, PASSED AND ADOPTED THE 17<sup>th</sup> DAY OF February, 2021;

  
Chairperson of the Board

( Corporate Seal )

  
Secretary Treasurer

I HEREBY CERTIFY this to be a true original of School District No. 59 (Peace River South) Amended Annual Budget Bylaw 2020/2021, adopted by the Board the 17<sup>th</sup> DAY OF February, 2021.

  
Secretary Treasurer

# School District No. 59 (Peace River South)

Amended Annual Budget - Revenue and Expense  
Year Ended June 30, 2021


	2021 Amended Annual Budget	2021 Annual Budget
<b>Ministry Operating Grant Funded FTE's</b>		
School-Age	3,558.063	3,688.000
<b>Total Ministry Operating Grant Funded FTE's</b>	<u>3,558.063</u>	<u>3,688.000</u>
<b>Revenues</b>	\$	\$
Provincial Grants		
Ministry of Education	53,004,472	51,025,411
Other	250,084	281,932
Tuition	34,503	22,128
Other Revenue	1,105,691	1,141,700
Rentals and Leases	176,000	140,000
Investment Income	124,200	134,200
Gain (Loss) on Disposal of Tangible Capital Assets	117,200	
Amortization of Deferred Capital Revenue	1,623,368	1,623,167
<b>Total Revenue</b>	<u>56,435,518</u>	<u>54,368,538</u>
<b>Expenses</b>		
Instruction	41,291,045	39,132,495
District Administration	1,937,815	1,989,628
Operations and Maintenance	9,984,084	9,998,672
Transportation and Housing	3,931,195	3,975,697
<b>Total Expense</b>	<u>57,144,139</u>	<u>55,096,492</u>
<b>Net Revenue (Expense)</b>	<u>(708,621)</u>	<u>(727,954)</u>
<b>Budgeted Allocation (Retirement) of Surplus (Deficit)</b>	1,106,240	1,010,000
<b>Budgeted Surplus (Deficit), for the year</b>	<u>397,619</u>	<u>282,046</u>
<b>Budgeted Surplus (Deficit), for the year comprised of:</b>		
Operating Fund Surplus (Deficit)		
Special Purpose Fund Surplus (Deficit)		
Capital Fund Surplus (Deficit)	397,619	282,046
<b>Budgeted Surplus (Deficit), for the year</b>	<u>397,619</u>	<u>282,046</u>


# School District No. 59 (Peace River South)


Amended Annual Budget - Revenue and Expense  
Year Ended June 30, 2021

	2021 Amended Annual Budget	2021 Annual Budget
<b>Budget Bylaw Amount</b>		
Operating - Total Expense	46,800,750	47,060,319
Operating - Tangible Capital Assets Purchased	741,000	741,000
Special Purpose Funds - Total Expense	7,136,407	4,831,019
Capital Fund - Total Expense	3,206,982	3,205,154
<b>Total Budget Bylaw Amount</b>	<b>57,885,139</b>	<b>55,837,492</b>

Approved by the Board

  
\_\_\_\_\_  
Signature of the Chairperson of the Board of Education      February 17, 2021  
Date Signed

  
\_\_\_\_\_  
Signature of the Superintendent      February 17, 2021  
Date Signed

  
\_\_\_\_\_  
Signature of the Secretary Treasurer      February 17, 2021  
Date Signed

**School District No. 59 (Peace River South)**  
 Amended Annual Budget - Changes in Net Financial Assets (Debt)  
 Year Ended June 30, 2021

	2021 Amended Annual Budget	2021 Annual Budget
	\$	\$
<b>Surplus (Deficit) for the year</b>	<u>(708,621)</u>	<u>(727,954)</u>
<b>Effect of change in Tangible Capital Assets</b>		
Acquisition of Tangible Capital Assets		
From Operating and Special Purpose Funds	(741,000)	(741,000)
From Deferred Capital Revenue	<u>(1,611,632)</u>	<u>(1,611,632)</u>
<b>Total Acquisition of Tangible Capital Assets</b>	<b>(2,352,632)</b>	<b>(2,352,632)</b>
Amortization of Tangible Capital Assets	<u>2,088,149</u>	<u>2,086,321</u>
<b>Total Effect of change in Tangible Capital Assets</b>	<b>(264,483)</b>	<b>(266,311)</b>
	<u>-</u>	<u>-</u>
	<u>-</u>	<u>-</u>
<b>(Increase) Decrease in Net Financial Assets (Debt)</b>	<b><u>(973,104)</u></b>	<b><u>(994,265)</u></b>

**School District No. 59 (Peace River South)**

Amended Annual Budget - Schedule of Changes in Accumulated Surplus (Deficit) by Fund  
 Year Ended June 30, 2021

	Operating Fund	Special Purpose Fund	Capital Fund	2021 Amended Annual Budget
	\$	\$	\$	\$
<b>Accumulated Surplus (Deficit), beginning of year</b>	7,138,663		11,506,169	18,644,832
<b>Changes for the year</b>				
Net Revenue (Expense) for the year	(365,240)		(343,381)	(708,621)
Interfund Transfers				
Tangible Capital Assets Purchased	(741,000)		741,000	-
<b>Net Changes for the year</b>	(1,106,240)	-	397,619	(708,621)
<b>Budgeted Accumulated Surplus (Deficit), end of year</b>	<b>6,032,423</b>	<b>-</b>	<b>11,903,788</b>	<b>17,936,211</b>

**School District No. 59 (Peace River South)**

Amended Annual Budget - Operating Revenue and Expense

Year Ended June 30, 2021

	2021 Amended Annual Budget	2021 Annual Budget
	\$	\$
<b>Revenues</b>		
Provincial Grants		
Ministry of Education	45,510,423	45,827,559
Other	250,084	281,932
Tuition	34,503	22,128
Other Revenue	344,500	389,700
Rentals and Leases	176,000	140,000
Investment Income	120,000	130,000
<b>Total Revenue</b>	<b>46,435,510</b>	<b>46,791,319</b>
<b>Expenses</b>		
Instruction	34,546,258	34,604,971
District Administration	1,937,815	1,989,628
Operations and Maintenance	6,850,197	6,954,738
Transportation and Housing	3,466,480	3,510,982
<b>Total Expense</b>	<b>46,800,750</b>	<b>47,060,319</b>
<b>Net Revenue (Expense)</b>	<b>(365,240)</b>	<b>(269,000)</b>
<b>Budgeted Prior Year Surplus Appropriation</b>	<b>1,106,240</b>	<b>1,010,000</b>
<b>Net Transfers (to) from other funds</b>		
Tangible Capital Assets Purchased	(741,000)	(741,000)
<b>Total Net Transfers</b>	<b>(741,000)</b>	<b>(741,000)</b>
<b>Budgeted Surplus (Deficit), for the year</b>	<b>-</b>	<b>-</b>



**School District No. 59 (Peace River South)**  
 Amended Annual Budget - Schedule of Operating Revenue by Source  
 Year Ended June 30, 2021

	2021 Amended Annual Budget	2021 Annual Budget
	\$	\$
<b>Provincial Grants - Ministry of Education</b>		
Operating Grant, Ministry of Education	43,103,328	43,503,835
Other Ministry of Education Grants		
Pay Equity	944,395	944,395
Transportation Supplement	441,458	441,458
Support Staff Benefits Grant	15,625	3,933
Teachers' Labour Settlement Funding	925,751	925,751
Early Career Mentorship Funding	70,000	
FSA Marker Grant	8,187	8,187
Early Learning Framework	1,679	
<b>Total Provincial Grants - Ministry of Education</b>	<u>45,510,423</u>	<u>45,827,559</u>
<b>Provincial Grants - Other</b>	<u>250,084</u>	<u>281,932</u>
<b>Tuition</b>		
International and Out of Province Students	34,503	22,128
<b>Total Tuition</b>	<u>34,503</u>	<u>22,128</u>
<b>Other Revenues</b>		
Miscellaneous		
Seconded Staff Recoveries	97,000	92,200
Swim Grant	10,000	10,000
Substitute Staff Recoveries	90,000	120,000
Miscellaneous	97,500	117,500
Bus Charges	50,000	50,000
<b>Total Other Revenue</b>	<u>344,500</u>	<u>389,700</u>
<b>Rentals and Leases</b>	<u>176,000</u>	<u>140,000</u>
<b>Investment Income</b>	<u>120,000</u>	<u>130,000</u>
<b>Total Operating Revenue</b>	<u><u>46,435,510</u></u>	<u><u>46,791,319</u></u>

**School District No. 59 (Peace River South)**

Amended Annual Budget - Schedule of Operating Expense by Object

Year Ended June 30, 2021

	2021 Amended Annual Budget	2021 Annual Budget
	\$	\$
<b>Salaries</b>		
Teachers	15,842,586	16,031,167
Principals and Vice Principals	3,056,769	3,162,882
Educational Assistants	3,849,006	3,582,624
Support Staff	5,611,856	5,661,048
Other Professionals	1,925,859	1,881,610
Substitutes	1,571,425	1,655,068
<b>Total Salaries</b>	<u>31,857,501</u>	<u>31,974,399</u>
<b>Employee Benefits</b>	<u>7,636,261</u>	<u>7,607,505</u>
<b>Total Salaries and Benefits</b>	<u>39,493,762</u>	<u>39,581,904</u>
<b>Services and Supplies</b>		
Services	1,415,881	1,412,400
Student Transportation	990,770	1,009,625
Professional Development and Travel	366,944	437,257
Rentals and Leases	26,500	20,500
Dues and Fees	334,896	281,682
Insurance	171,173	169,173
Supplies	2,003,504	2,127,818
Utilities	1,997,320	2,019,960
<b>Total Services and Supplies</b>	<u>7,306,988</u>	<u>7,478,415</u>
<b>Total Operating Expense</b>	<u>46,800,750</u>	<u>47,060,319</u>

**School District No. 59 (Peace River South)**

Amended Annual Budget - Operating Expense by Function, Program and Object

Year Ended June 30, 2021

	Teachers Salaries	Principals and Vice Principals Salaries	Educational Assistants Salaries	Support Staff Salaries	Other Professionals Salaries	Substitutes Salaries	Total Salaries
	\$	\$	\$	\$	\$	\$	\$
<b>1 Instruction</b>							
1.02 Regular Instruction	13,008,752	760,454	111,811	539,523	119,546	794,530	15,334,616
1.03 Career Programs	35,285	30,456			183,595	2,752	252,088
1.07 Library Services	233,553		122,767			19,821	376,141
1.08 Counselling	536,224					16,768	645,782
1.10 Special Education	1,410,499		3,246,763			282,182	5,104,546
1.30 English Language Learning	95,893		51,277			4,337	151,507
1.31 Indigenous Education	495,250	321,084	294,854	116,299	40,271	50,000	1,317,758
1.41 School Administration	27,130	1,944,775		585,209		68,549	2,625,663
1.62 International and Out of Province Students							
<b>Total Function 1</b>	<b>15,842,586</b>	<b>3,056,769</b>	<b>3,827,472</b>	<b>1,393,746</b>	<b>448,589</b>	<b>1,238,939</b>	<b>25,808,101</b>
<b>4 District Administration</b>							
4.11 Educational Administration				17,606	426,693	2,000	446,299
4.40 School District Governance					120,831		120,831
4.41 Business Administration				163,070	542,309		705,379
<b>Total Function 4</b>	<b>-</b>	<b>-</b>	<b>-</b>	<b>180,676</b>	<b>1,089,833</b>	<b>2,000</b>	<b>1,272,509</b>
<b>5 Operations and Maintenance</b>							
5.41 Operations and Maintenance Administration				47,852	294,687	1,000	343,539
5.50 Maintenance Operations				2,364,423		235,426	2,599,849
5.52 Maintenance of Grounds				447,754			447,754
5.56 Utilities							
<b>Total Function 5</b>	<b>-</b>	<b>-</b>	<b>-</b>	<b>2,860,029</b>	<b>294,687</b>	<b>236,426</b>	<b>3,391,142</b>
<b>7 Transportation and Housing</b>							
7.41 Transportation and Housing Administration				51,195	92,750		143,945
7.70 Student Transportation			21,534	1,126,210		94,060	1,241,804
<b>Total Function 7</b>	<b>-</b>	<b>-</b>	<b>21,534</b>	<b>1,177,405</b>	<b>92,750</b>	<b>94,060</b>	<b>1,385,749</b>
<b>9 Debt Services</b>							
<b>Total Function 9</b>	<b>-</b>	<b>-</b>	<b>-</b>	<b>-</b>	<b>-</b>	<b>-</b>	<b>-</b>
<b>Total Functions 1 - 9</b>	<b>15,842,586</b>	<b>3,056,769</b>	<b>3,849,006</b>	<b>5,611,856</b>	<b>1,925,859</b>	<b>1,571,425</b>	<b>31,857,501</b>

**School District No. 59 (Peace River South)**

Amended Annual Budget - Operating Expense by Function, Program and Object

Year Ended June 30, 2021

	Total Salaries	Employee Benefits	Total Salaries and Benefits	Services and Supplies	2021 Amended Annual Budget	2021 Annual Budget
	\$	\$	\$	\$	\$	\$
<b>1 Instruction</b>						
1.02 Regular Instruction	15,334,616	3,583,188	18,917,804	1,640,970	20,558,774	21,169,558
1.03 Career Programs	252,088	56,341	308,429	114,700	423,129	441,733
1.07 Library Services	376,141	92,878	469,019	71,433	540,452	494,661
1.08 Counselling	645,782	149,390	795,172	17,000	812,172	800,264
1.10 Special Education	5,104,546	1,412,480	6,517,026	245,689	6,762,715	6,405,552
1.30 English Language Learning	151,507	37,569	189,076	19,926	209,002	156,258
1.31 Indigenous Education	1,317,758	321,429	1,639,187	190,044	1,829,231	1,730,208
1.41 School Administration	2,625,663	546,974	3,172,637	124,800	3,297,437	3,281,822
1.62 International and Out of Province Students	-	-	-	113,346	113,346	124,895
<b>Total Function 1</b>	<b>25,808,101</b>	<b>6,200,249</b>	<b>32,008,350</b>	<b>2,537,908</b>	<b>34,546,258</b>	<b>34,604,971</b>
<b>4 District Administration</b>						
4.11 Educational Administration	446,299	87,869	534,168	57,850	592,018	609,018
4.40 School District Governance	120,831	7,036	127,867	70,200	198,067	213,067
4.41 Business Administration	705,379	160,764	866,143	281,587	1,147,730	1,167,543
<b>Total Function 4</b>	<b>1,272,509</b>	<b>255,669</b>	<b>1,528,178</b>	<b>409,637</b>	<b>1,937,815</b>	<b>1,989,628</b>
<b>5 Operations and Maintenance</b>						
5.41 Operations and Maintenance Administration	343,539	75,197	418,736	202,300	621,036	618,736
5.50 Maintenance Operations	2,599,849	631,804	3,231,653	877,250	4,108,903	4,237,889
5.52 Maintenance of Grounds	447,754	112,784	560,538	142,400	702,938	698,153
5.56 Utilities	-	-	-	1,417,320	1,417,320	1,399,960
<b>Total Function 5</b>	<b>3,391,142</b>	<b>819,785</b>	<b>4,210,927</b>	<b>2,639,270</b>	<b>6,850,197</b>	<b>6,954,738</b>
<b>7 Transportation and Housing</b>						
7.41 Transportation and Housing Administration	143,945	33,008	176,953	42,400	219,353	219,153
7.70 Student Transportation	1,241,804	327,550	1,569,354	1,677,773	3,247,127	3,291,829
<b>Total Function 7</b>	<b>1,385,749</b>	<b>360,558</b>	<b>1,746,307</b>	<b>1,720,173</b>	<b>3,466,480</b>	<b>3,510,982</b>
<b>9 Debt Services</b>						
<b>Total Function 9</b>	<b>-</b>	<b>-</b>	<b>-</b>	<b>-</b>	<b>-</b>	<b>-</b>
<b>Total Functions 1 - 9</b>	<b>31,857,501</b>	<b>7,636,261</b>	<b>39,493,762</b>	<b>7,306,988</b>	<b>46,800,750</b>	<b>47,060,319</b>

**School District No. 59 (Peace River South)**

Amended Annual Budget - Special Purpose Revenue and Expense  
Year Ended June 30, 2021

	<b>2021 Amended Annual Budget</b>	2021 Annual Budget
	\$	\$
<b>Revenues</b>		
Provincial Grants		
Ministry of Education	6,375,216	4,079,019
Other Revenue	761,191	752,000
<b>Total Revenue</b>	<u>7,136,407</u>	<u>4,831,019</u>
<b>Expenses</b>		
Instruction	6,744,787	4,527,524
Operations and Maintenance	373,860	285,735
Transportation and Housing	17,760	17,760
<b>Total Expense</b>	<u>7,136,407</u>	<u>4,831,019</u>
<b>Budgeted Surplus (Deficit), for the year</b>	<u><u>-</u></u>	<u><u>-</u></u>

**School District No. 59 (Peace River South)**

Amended Annual Budget - Changes in Special Purpose Funds

Year Ended June 30, 2021

	Annual Facility Grant	Learning Improvement Fund	School Generated Funds	Strong Start	Ready, Set, Learn	OLEP	CommunityLINK	Classroom Enhancement Fund - Overhead	Classroom Enhancement Fund - Staffing
	\$	\$	\$	\$	\$	\$	\$	\$	\$
<b>Deferred Revenue, beginning of year</b>	88,125	12,172	742,971	20,605	4,151	21,737	7,519	-	17,053
<b>Add:</b> Restricted Grants									
Provincial Grants - Ministry of Education	285,735	157,452	680,000	192,000	36,750	89,814	374,489	293,013	2,857,679
Other	285,735	157,452	680,000	192,000	36,750	89,814	374,489	293,013	2,857,679
<b>Less:</b> Allocated to Revenue	373,860	169,624	700,000	212,605	40,901	111,551	382,008	293,013	2,874,732
<b>Deferred Revenue, end of year</b>	-	-	<b>722,971</b>	-	-	-	-	-	-
<b>Revenues</b>	373,860	169,624	700,000	212,605	40,901	111,551	382,008	293,013	2,874,732
Provincial Grants - Ministry of Education	373,860	169,624	700,000	212,605	40,901	111,551	382,008	293,013	2,874,732
Other Revenue	-	-	-	-	-	-	-	-	-
<b>Expenses</b>									
Salaries									
Teachers						19,747	19,747	149,654	2,325,484
Principals and Vice Principals						29,456	181,576	17,999	17,999
Educational Assistants	83,651	128,967	132,365	13,834	13,834	13,745	35,829	30,000	30,000
Support Staff			13,834	6,000	6,000	5,000	244,143	233,482	2,325,484
Other Professionals			146,199	19,834	19,834	54,203	69,002	52,237	549,248
Substitutes	83,651	128,967	-	146,199	19,834	54,203	68,863	7,294	7,294
Employee Benefits	21,694	40,657	51,015	14,403	4,674	14,403	69,002	52,237	549,248
Services and Supplies	268,515	169,624	700,000	15,391	16,393	42,945	68,863	7,294	7,294
	373,860	169,624	700,000	212,605	40,901	111,551	382,008	293,013	2,874,732
<b>Net Revenue (Expense)</b>	-	-	-	-	-	-	-	-	-

**School District No. 59 (Peace River South)**  
 Amended Annual Budget - Changes in Special Purpose Funds  
 Year Ended June 30, 2021

	Classroom Enhancement Fund - Remedies	First Nation Student Transportation	Mental Health in Schools	Safe Return to School Grant	Federal Safe Return to Class Fund	Early Learning Funds	Career Funds	TOTAL
	\$	\$	\$	\$	\$	\$	\$	\$
<b>Deferred Revenue, beginning of year</b>		17,760	14,592			53,828	24,191	1,024,704
<b>Add:</b> Restricted Grants								
Provincial Grants - Ministry of Education	159,491		55,000	313,770	1,356,309	20,000	5,000	6,171,502
Other	159,491	-	55,000	313,770	1,356,309	20,000	5,000	705,000
<b>Less:</b> Allocated to Revenue								
<b>Deferred Revenue, end of year</b>	159,491	17,760	69,592	313,770	1,356,309	37,000	24,191	7,136,407
	-	-	-	-	-	<b>36,828</b>	<b>5,000</b>	<b>764,799</b>
<b>Revenues</b>	159,491	17,760	69,592	313,770	1,356,309	37,000	24,191	6,375,216
Provincial Grants - Ministry of Education								761,191
Other Revenue	159,491	17,760	69,592	313,770	1,356,309	37,000	24,191	7,136,407
<b>Expenses</b>								
Salaries								
Teachers	134,244				434,251			3,083,127
Principals and Vice Principals					23,111			23,111
Educational Assistants					69,197			409,196
Support Staff				139,192	100,429			502,711
Other Professionals								77,242
Substitutes			36,010					77,010
Employee Benefits			36,010	139,192	626,988			4,172,397
Services and Supplies	25,247	17,760	6,224	27,240	140,718			1,002,359
	159,491	17,760	27,358	147,338	588,603	37,000	24,191	1,961,651
		17,760	69,592	313,770	1,356,309	37,000	24,191	7,136,407
<b>Net Revenue (Expense)</b>	-	-	-	-	-	-	-	-

**School District No. 59 (Peace River South)**

Amended Annual Budget - Capital Revenue and Expense

Year Ended June 30, 2021

	2021 Amended Annual Budget			2021 Annual Budget
	Invested in Tangible Capital Assets	Local Capital	Fund Balance	
	\$	\$	\$	\$
<b>Revenues</b>				
Provincial Grants				
Ministry of Education	1,118,833		1,118,833	1,118,833
Investment Income		4,200	4,200	4,200
Gain (Loss) on Disposal of Tangible Capital Assets	117,200		117,200	
Amortization of Deferred Capital Revenue	1,623,368		1,623,368	1,623,167
<b>Total Revenue</b>	<b>2,859,401</b>	<b>4,200</b>	<b>2,863,601</b>	<b>2,746,200</b>
<b>Expenses</b>				
Operations and Maintenance	1,118,833		1,118,833	1,118,833
Amortization of Tangible Capital Assets				
Operations and Maintenance	1,641,194		1,641,194	1,639,366
Transportation and Housing	446,955		446,955	446,955
<b>Total Expense</b>	<b>3,206,982</b>	<b>-</b>	<b>3,206,982</b>	<b>3,205,154</b>
<b>Net Revenue (Expense)</b>	<b>(347,581)</b>	<b>4,200</b>	<b>(343,381)</b>	<b>(458,954)</b>
<b>Net Transfers (to) from other funds</b>				
Tangible Capital Assets Purchased	741,000		741,000	741,000
<b>Total Net Transfers</b>	<b>741,000</b>	<b>-</b>	<b>741,000</b>	<b>741,000</b>
<b>Other Adjustments to Fund Balances</b>				
District Portion of Proceeds on Disposal	(117,202)	117,202	-	
<b>Total Other Adjustments to Fund Balances</b>	<b>(117,202)</b>	<b>117,202</b>	<b>-</b>	
<b>Budgeted Surplus (Deficit), for the year</b>	<b>276,217</b>	<b>121,402</b>	<b>397,619</b>	<b>282,046</b>