



## School District No.59 (Peace River South)

---

April 30, 2025

Board of Education

### **RE: Capital Projects Update**

#### ChildCareBC New Spaces – Dawson Creek & Tumbler Ridge

- April 14, 2025
  - SD59 internal project team met to discuss next steps and delay in receipt of modular costing.
- April 29, 2025
  - SD59 internal project team met with architect to discuss concerns with receipt of modular costing, timelines and delayed reports to the Board of Education, BLT (Building Learning Society) and the Dawson Creek Child Care Task Force.
- April 29, 2025
  - Architect provided a refined costing for modulars and updated costing for stick build.

#### Stick Build or Modular Option Decision

Staff would like to proceed with advancing the stick build option, unless otherwise directed by the Board, for the following reasons:

1. Streamlined process with 1 contractor, 1 tender, 1 building permit
2. Schedule
3. Class D Refined Modular will only become more expensive as the costing (Class C, B, A) is more refined thus shrinking the variances of cost of stick build to modular (4.5%-2.1%)
4. Recent challenging experience with Crescent Park Elementary Expansion: 2 tenders, 2 contractors, 3 building permits (third is sprinklers)
5. Increased cost will be requested and assumed funded from Ministry of Education and Child Care
6. Ministry does not have a preference between stick build or modular

Staff’s considerations are below:

Consideration	Dawson Creek			Tumbler Ridge		
	Stick	Modular	Variance	Stick	Modular	Variance
Type of Costing	Class B Updated	Class D Refined		Class B Updated	Class D Refined	
Cost	4,958,300	4,733,200	225,100	5,670,700	5,555,500	115,200
Funding	3,974,000	3,974,000		3,974,000	3,974,000	
MOECC Funding Request	984,300	759,200		1,696,700	1,581,500	
Schedule	June 2026	December 2026	6 months	June 2026	December 2026	6 months
Recent Projects	McKenzie/Prince George	Nil		McKenzie/Prince George	Nil	
Tenders Required	1	2	1 Tender	1	2	1 Tender
Contractors Required	1	2	1 Contractor	1	2	1 Contractor
Building Permits	1	2	1 Building Permit	1	2	1 Building Permit
<b>Preferred Option</b>	<b>X</b>			<b>X</b>		

Risk with either option: stick build or modular: even with increased funding approval from the Ministry, the Board will be responsible for any over-spending beyond the approved.

If the Ministry does not approve the increased funding request, an update will be provided to the Board before proceeding with either project.

Dawson Creek Second Configuration Option

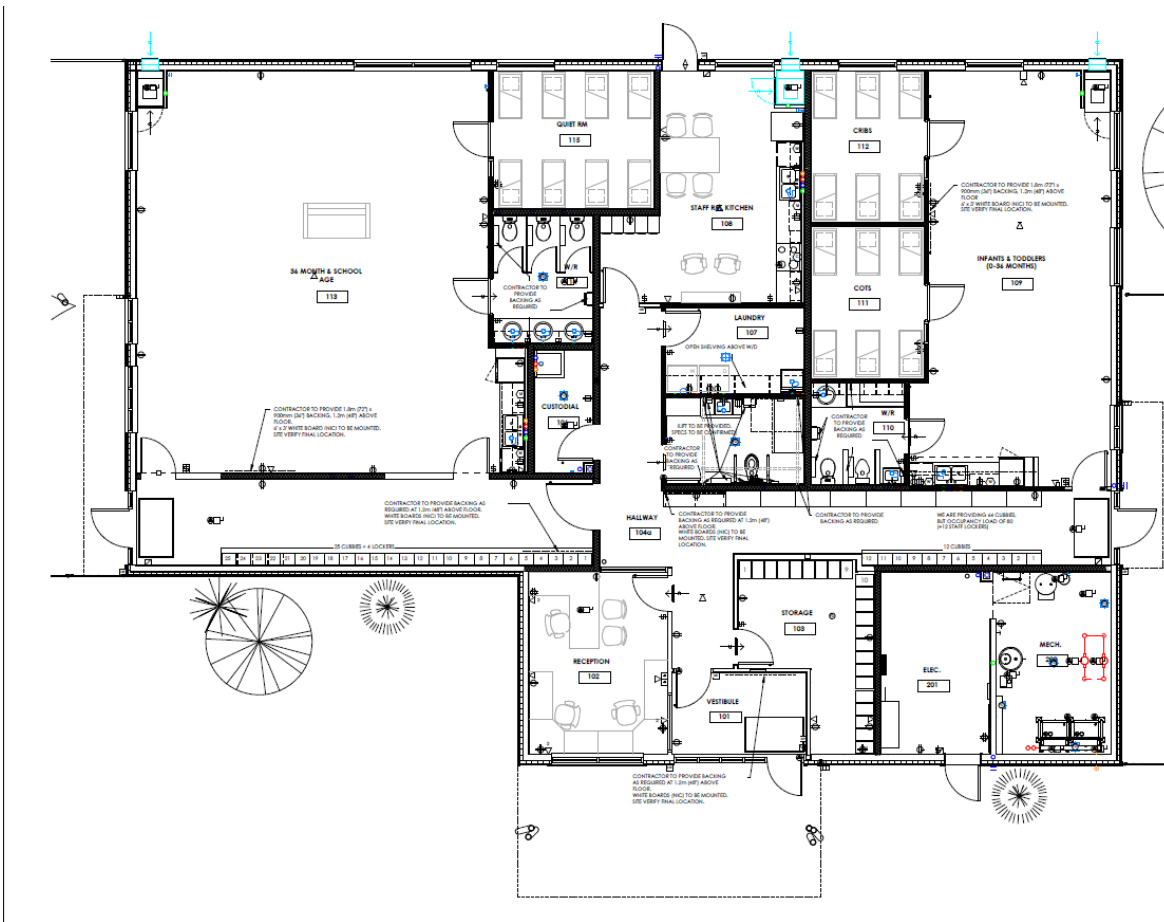
When the funding applications were made in 2023 and approved in 2024, the Dawson Creek child care request did not include before and after school care in the new structure. Tumbler Ridge did include before and after school care in the request, hence the higher cost outlined above.

When the request for increased funding goes to the Ministry, the project team would like to propose and present Option 2 for Dawson Creek to include before and after school care.

To summarize, when presenting to the Ministry, Dawson Creek will have two requests: one as the project application was approved (child care) and one modified project (child care and before and after school care) for the Ministry’s consideration.

Dawson Creek Child Care Centre:



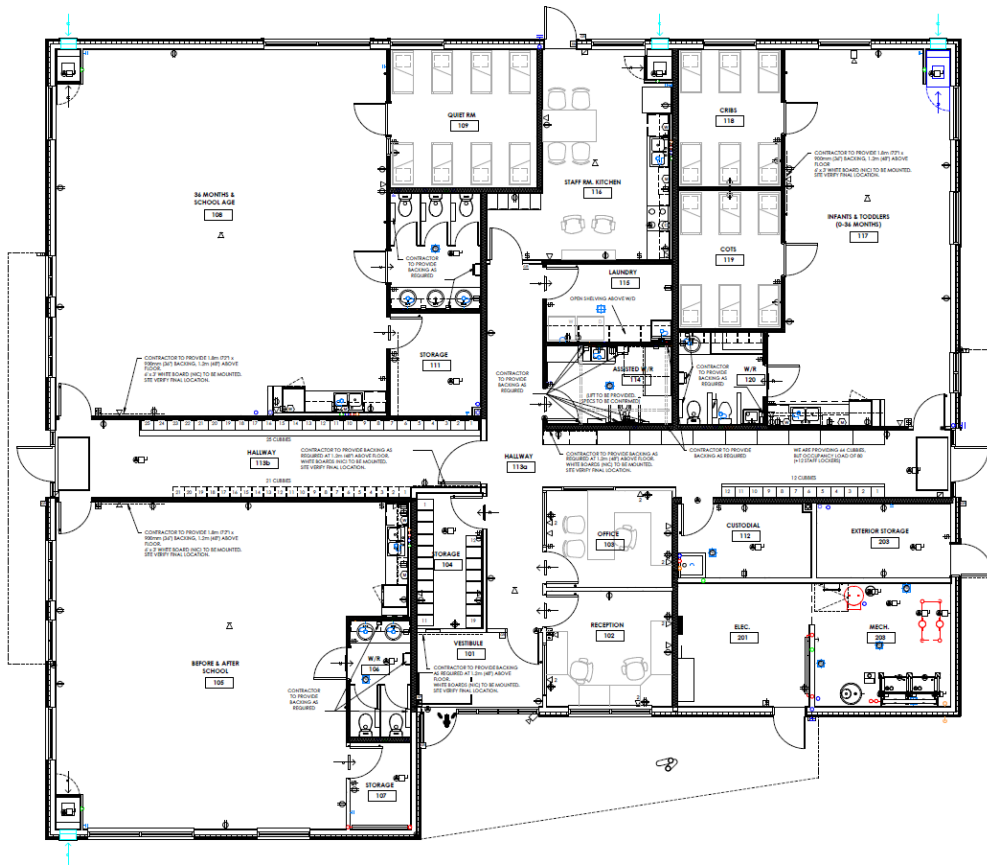
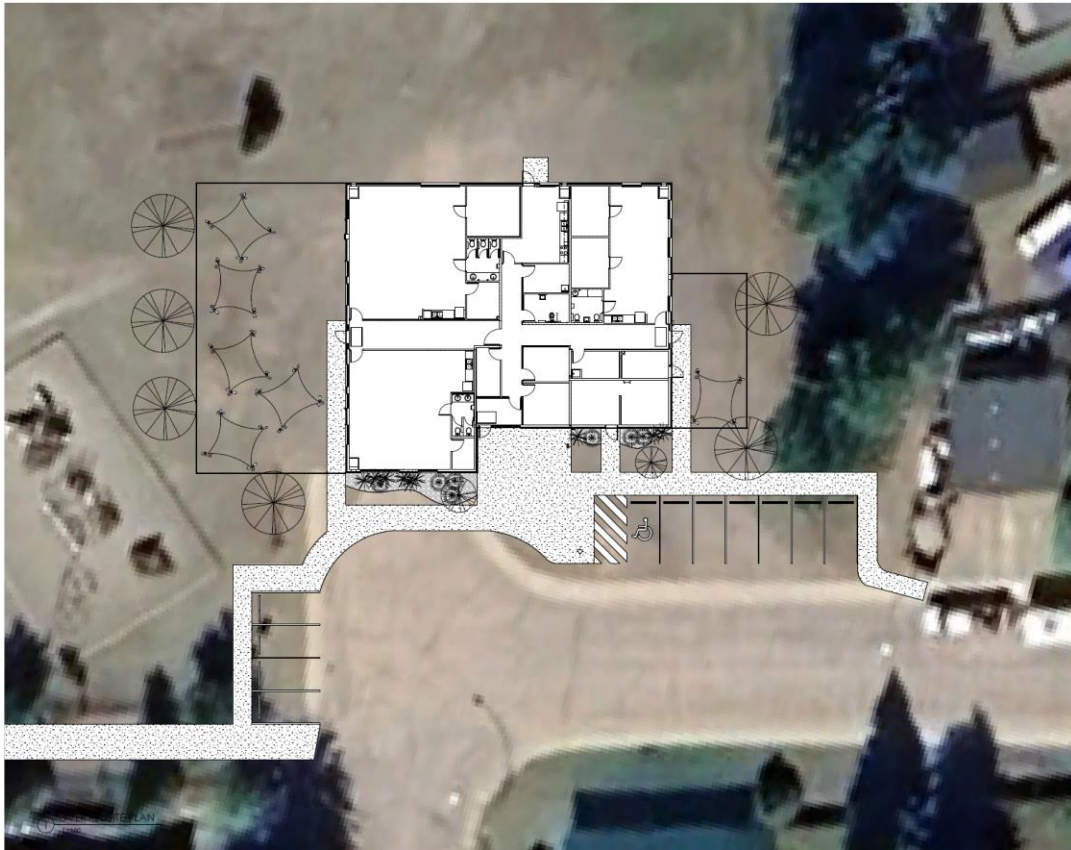


Budget

<b>Dawson Creek</b>	Budget	YTD Exp	Remainder	% Rem
Revenue				
Ministry	3,974,000	1,589,600	2,384,400	60%
Interest	1,000	35,089	- 34,089	-3409%
<b>Total Revenue</b>	<b>3,975,000</b>	<b>1,624,689</b>	<b>2,350,311</b>	<b>59%</b>
Expenses				
Audit	1,040		1,040	100%
Contract Services	385,000	184,912	200,088	52%
Building Initiatives	3,138,960	29,127	3,109,833	99%
Equipment	450,000		450,000	100%
<b>Total Expenses</b>	<b>3,975,000</b>	<b>214,039</b>	<b>3,760,961</b>	<b>95%</b>

Tumbler Ridge Child Care:





## Budget

<b>Tumbler Ridge</b>	Budget	YTD Exp	Remainder	% Rem
Revenue				
Ministry	3,974,000	1,589,600	2,384,400	60%
Interest	1,000	34,855	- 33,855	-3386%
<b>Total Revenue</b>	<b>3,975,000</b>	<b>1,624,455</b>	<b>2,350,545</b>	<b>59%</b>
Expenses				
Audit	1,040		1,040	100%
Contract Services	397,000	190,195	206,805	52%
Building Initiatives	3,126,960	28,693	3,098,267	99%
Equipment	450,000		450,000	100%
<b>Total Expenses</b>	<b>3,975,000</b>	<b>218,888</b>	<b>3,756,112</b>	<b>94%</b>

Please follow <https://www.sd59.bc.ca/district/capital-projects> for updates on these projects.

Kim Morris  
Secretary-Treasurer/CFO